

Marshfield CE VC Primary School

Learning together, inspiring each other, achieving our best

**We would really like you to make the most of 'together time' so...**

- Have breakfast together
- Prepare a meal together
- Create and play a game together
- Go for a walk together
- Exercise together



**Learning Project Week 1 – My Family**

Weekly Reading Activities (at least 1 per day)



- You could share a story together.
- Listen to your child read and let them discuss what they have read.
  - Predicting – what might happen? What clues have you been given?
  - Questioning – adult asking questions / child asking questions for clarity / build on understanding
  - Clarifying – identifying & discussing new words / phrases
  - Summarising – recapping sections of text
  - Inference – infer meaning based on clues / spelling patterns
  - Prior knowledge – making links within text or wider understanding
  - Encourage them to read with expression and intonation.
- Get your child to read a book on Oxford Owl - <https://home.oxfordowl.co.uk/books/free-ebooks/> discuss what your child enjoyed about the book.
- Create a bookmark, perhaps you could choose characters from your favourite stories.
- Complete a book review on one of the books you have read - what did you like about it? Would you recommend it to anyone?
- Take time to explore our online resource Reading cloud <https://www.readingcloud.net/>

Weekly Maths Activities (at least 1 per day)




- Working on <https://trockstars.com/> your child will have an individual login to access this (20 mins).
- Access Numbots (log ins were stuck in yellow reading comment books).
- Play on Hit the Button - <https://www.topmarks.co.uk/maths-games/hit-the-button> Focus on number bonds, halves, doubles and times tables.
- Play daily ten <https://www.topmarks.co.uk/maths-games/daily10> Focus on addition and subtraction question; level 1 for Year 1 and level 2 for Year 2.
- Practise counting in 2s, 5s and 10s (and 3's for Year 2)
- Work on a shopping list for the weekly shop and get children to add up how many items and add up the cost of some items.
- Practise telling the time. This could be done through this game <https://mathsframe.co.uk/en/resources/resource/116/telling-the-time> (scroll down to access the game). Read to the hour, half hour and quarters. Year 2 - tell the time to 5 minutes.
- Write various numbers between 0-100 in words and digits.







Weekly Phonics/Spelling Activities (at least 1 per day)



- Daily phonics - your child to practice their sounds and blend words. Interactive games found on link below. <https://www.phonicsplay.co.uk/> <https://www.topmarks.co.uk/english-games/5-7-years/letters-and-sounds> <https://www.topmarks.co.uk/english-games/5-7-years/words-and-spelling>
- Practise the Year 1/2 Common Exception words
- Spell the days of the week: Keep a diary of things you do in the week.
- Practise your spelling on Spelling Frame <https://spellingframe.co.uk/>

	<ul style="list-style-type: none"> <li>Choose 5 Common Exception words. Write mnemonics, synonyms, antonyms, the meaning and an example of how to use the word in a sentence.</li> </ul>
<p>Weekly Writing Activities (at least 1 per day)</p> 	<ul style="list-style-type: none"> <li>Family: Look at a family in a traditional story - how are they different to your family? Can you write sentences comparing the two families?</li> <li>Take a look at a variety of poems with your child. Ask them to pick their favourite poem and write a poem <a href="https://www.poetry4kids.com/topic/family/">https://www.poetry4kids.com/topic/family/</a></li> <li>Write a letter or postcard - find out about different postcards and why people write them. Can they design the front of the postcard and then plan what to write and who they could write it too.</li> <li>Ask your child to create a story about their family. Who will be the main characters? Where will the setting be? Maybe they could think about a nice marvellous medicine they could give and what the affects would be?</li> <li>Watch the daily newsround news bulletin. <a href="https://www.bbc.co.uk/newsround/news/watch_newsround">https://www.bbc.co.uk/newsround/news/watch_newsround</a> Write a recount of something that has happened/you have done or create an exciting story to deliver as a news bulletin to your family.</li> </ul>

**The project this week aims to provide opportunities for your child to gain a better understanding of their own family. Learning may focus on what different makeup of families, what traditions your family has, stories linked to your family etc.**

<p>● Let's Wonder: Ask think about one family member they would love to interview. They could be a family member that lives with them or a family member that lives somewhere else. Can they write down some questions they would like to ask them? Have they got a pet? Can they draw or paint a picture of their family? Can they talk about their picture to a family member?</p> 	<p>● Let's Create: Self portrait: - Ask your child to think about which materials they use to draw? Can they find different materials around the house to help?</p> 	<p>● Be Active: <a href="https://www.gonoodle.com/">https://www.gonoodle.com/</a> Go Noodle with the family or have a family workout. Share the one of the dances. Who was the best? Which part did they enjoy? Could you create a video of your own?</p> 
<p>● Time to Talk: Interview a family member that doesn't live at home with them (perhaps over video call). Allow your child to ask them about their childhood. Who did they live with? Who is in their family? Have they got any family traditions they follow and why.</p> 	<p>● Reflect: Create a card: - Ask your child to design a card for someone in their family. It can be a birthday card, thank you card or a card to tell someone how much they love them!</p> 	<p>● Understanding Others and Appreciating Differences: <a href="https://www.gonoodle.com/">https://www.gonoodle.com/</a> Ask your child to invite a family member to one of the following: - (talent show, music show, magic tricks) In their invitation ask them to think about the time, date and place. How will they design the invitation?</p> 

Additional learning resources parents may wish to engage with...

<https://classroomsecrets.co.uk/free-home-learning-packs/>

- These packs are split into different year groups

and include activities linked to reading, writing, maths and practical ideas you can do around the home.

[https://www.twinkl.co.uk/offer/UKTWINKLHELPS?utm\\_source=promo&utm\\_medium=email&utm\\_campaign=England\\_coronavirus\\_schools\\_email&utm\\_content=offer\\_link](https://www.twinkl.co.uk/offer/UKTWINKLHELPS?utm_source=promo&utm_medium=email&utm_campaign=England_coronavirus_schools_email&utm_content=offer_link)

To access these resources click on the link and sign up using your own email address and creating your own password. Use the offer code UKTWINKLHELPS.

<https://www.bbc.co.uk/teach/supermovers>

Active learning videos for KS1 and KS2. Cover a wide range of topics.

Additional Year 1 phonics support can be found here:

<https://home.oxfordowl.co.uk/reading/learn-to-read-phonics/>

Additional year 2 work to support SATs can be found here:

<https://www.theschoolrun.com/key-stage-1-sats-learning-journey>